

# DX80

## UNIVERSAL PUTTY

### Description

A 2-component universal finishing putty with a peroxide activator.  
Composition based on modified polyester polymer.

### Products

DX80	Universal Putty
DX801	Activator for Putty

### Properties

- Very good adhesion to bare metal and substrates as listed.
- Easy, fast filling.
- Smooth sanding.
- Especially suitable for IR drying.

### Substrates






- specially recommended for steel, zinc plated steel, aluminium and glass fibre polyester
- OEM finishes\*
- DUXONE<sup>®</sup> primers

\* not recommended for use over 1K primers, wash primers or thermoplastic primers and topcoats

# DX80

## UNIVERSAL PUTTY

### PRODUCT PREPARATION

	<b>Mixing ratio</b>	Add activator	<b>5-15°C</b>	<b>15-30°C</b>
			3 %	2 %
	<b>VOC</b>	255 g/l		
	<b>Pot life at 20°C</b>	4-5 min		
	<b>Application</b>	Apply smooth film immediately after mixing, avoiding air bubbles.		
	<b>Drying at 20°C</b>	15-20 min		
	<b>IR drying</b>	Short wave: 2-3 min Medium wave: 5-7 min Distance: 60 cm		
This data relates only to the material designated herein and does not apply to use in combination with any other material or any process. The data is not to be considered as a warranty or quality specification and we assume no liability in connection with its use.				

### Recoatability

At any time after dry to sand.

# DX80

## UNIVERSAL PUTTY

### RECOMMENDED USE

#### Surface preparation

- Wash surface with water and soap. Rinse and wipe dry.
- Degrease.
- Mechanically sand with P80 - P120.
- Sand to featheredge, with P180 - P240.
- Degrease and wipe dry.

#### Remarks

- Do not use polyester putty over unsanded substrates.
- Use recommended amount of activator to avoid bleeding and spot marking.
- Do not apply topcoat directly over polyester putty to avoid absorption.
- Material has to be at room temperature (18-25°C) before use.

Products	Packages (kg)	Shelf life at 20°C (year)	Density (kg/l)
DX80	2	1	1.810
DX801	tube 50 g	1	-

#### Safety

Consult Material Safety Data Sheet prior to use. Observe the precautionary notices displayed on the container.